

# Shoutcms









## Brand Guidelines

## What is this document?

This is the document we request you follow if you are using one of our media kits. We've tried to make it as simple as we can, but if you have any questions - **please contact us at [info@shoutcms.com](mailto:info@shoutcms.com)**






## Using the logo

Please refrain from warping or distorting the ShoutCMS logo. We also ask that you stick to using the provided colour combinations in our **ShoutCMS-logos.zip** media kit. Lastly, we ask that you do not adjust the logo beyond the two combinations (default and horn).

 <p><b>Do not</b> Warp the logo</p>	 <p><b>Do not</b> Use alternate layouts</p>	 <p><b>Do not</b> Use other colours</p>	 <p><b>Do not</b> Add unprovided subtitles</p>
 <p><b>You can</b> Apply a greyscale effect</p>	 <p><b>You can</b> Overlay the logo</p>	 <p><b>You can</b> Adjust the background colour</p>	 <p><b>You can</b> Use just the horn</p>

## Colours

The following are the primary colours our team uses with our branding. If you are trying to recreate the same aesthetic of ShoutCMS, we ask that you use the provided colours below:

	<b>#F0784E</b>
	<b>#040E10</b>
	<b>#5CB85C</b>
	<b>#27AAE1</b>
	<b>#F8F8F8</b>

## Typography

Our team uses the **Mulish** font family for our primary typography. If you are trying to recreate the ShoutCMS aesthetic for any purpose, we recommend you use this font family.

Aa	Mulish
Aa Bb Cc Dd Ee Ff Gg Hh	
Ii Jj Kk Ll Mm Nn Oo Pp	
Qq Rr Ss Tt Uu Vv Ww Xx	
Yy Zz	

Please note, the Mulish font family is available for free on Google Fonts.

<https://fonts.google.com/specimen/Mulish>